



PC1 & PC2 ANTI-SIPHON KIT INSTALLATION INSTRUCTIONS

For use on 1/2" OD poly lines. For larger line size use adapters to get larger in size than 1/2". Install an Anti-Siphon Kit on any outbound lines where chemical is being drawn into the solution line after the valve closes.


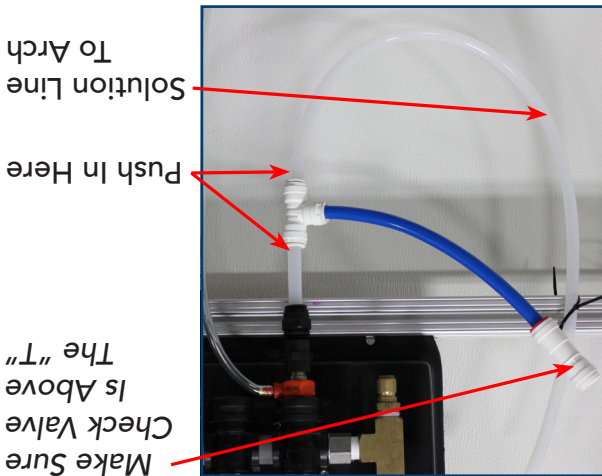


952-808-3640 • www.hydrflexinc.com

4000084 revD0817

4000084 revD0817

952-808-3640 • www.hydrflexinc.com




For use on 1/2" OD poly lines. For larger line size use adapters to get larger in size than 1/2". Install an Anti-Siphon Kit on any outbound lines where chemical is being drawn into the solution line after the valve closes.

PC1 & PC2 ANTI-SIPHON KIT INSTALLATION INSTRUCTIONS


PC3 ANTI-SIPHON KIT INSTALLATION INSTRUCTIONS

For use on 3/4" ID braided lines. Install an PC3 Anti-Siphon Kit on any outbound lines where chemical is being drawn into the solution line after the valve closes.



952-808-3640 • www.hydrflexinc.com

952-808-3640 • www.hydrflexinc.com



For use on 3/4" ID braided lines. Install an PC3 Anti-Siphon Kit on any outbound lines where chemical is being drawn into the solution line after the valve closes.

PC3 ANTI-SIPHON KIT INSTALLATION INSTRUCTIONS