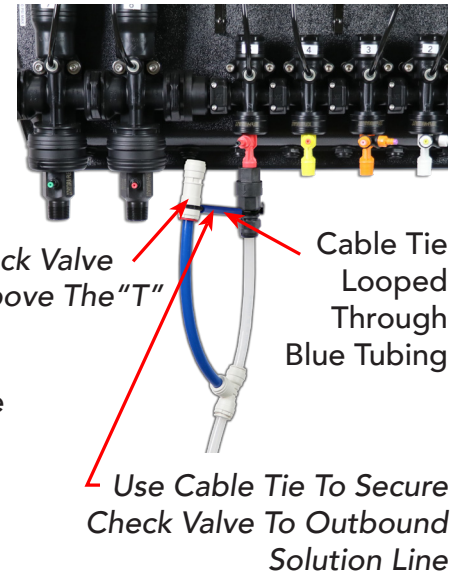




PC1 & PC2 ANTI-SIPHON KIT INSTALLATION INSTRUCTIONS

For use on 1/2" OD poly lines. For larger line size use adapters to threaded injector outlet. Install an Anti-Siphon Kit on any outbound lines where chemical is being drawn into the solution line after the valve closes.



PC3 ANTI-SIPHON KIT

INSTALLATION INSTRUCTIONS

For use on 3/4" ID braided lines. Install an PC3 Anti-Siphon Kit on any outbound lines where chemical is being drawn into the solution line after the valve closes.

